

# PUTTING IT ALL TOGETHER

Name \_\_\_\_\_

---

## 1. THINK ABOUT YOUR ELEMENTS

What is your **Big Idea**? Tell me why your story is interesting in ONE sentence.

Is there a **singular cause or an event** that is driving certain outcomes?  
Or is there a piece of **striking data** that is your main focus?

Are there pieces of your story that give **background or context**?

Are there pieces of your story that demonstrate **impact or outcomes**?

---


## 2. THINK ABOUT THE VISUAL POSSIBILITIES

**Structure:** How can the architecture of your page convey your story?

**Size:** What do you think your biggest element might be?


**Color:** Are there ways you can use color to help tell your story?

Doodle three different print configurations:







### 3. MAKE A PLAN

**Print:** Pick one doodle from previous page to sketch out a little further.

A large, empty rectangular box with a thin black border, intended for sketching a doodle.

**Online:** What order would you use your elements in a scrolling graphic?

A small, empty rectangular box with a thin black border, intended for an online response.A small, empty rectangular box with a thin black border, intended for an online response.A small, empty rectangular box with a thin black border, intended for an online response.A small, empty rectangular box with a thin black border, intended for an online response.A small, empty rectangular box with a thin black border, intended for an online response.A small, empty rectangular box with a thin black border, intended for an online response.